



**Mechanical Puller
External 9300,
9300T series
and 9300K set**

Manual



9300 - 9300T - 9300K

ÍNDEX

1. Technical features	3
2. Puller dimensions	3
3. User instructions	4
4. Jaws position	4
5. Point protector	6
6. Exploded view	6
7. 9300K Set	8



Rev. 25.02.21

■ **1. TECHNICAL FEATURES**

2 or 3 jaws puller.

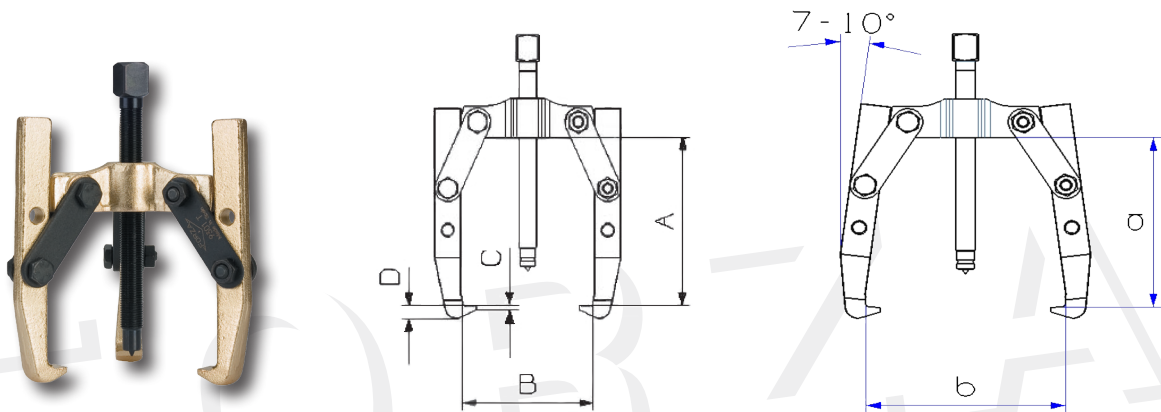
External .

Forged jaws.

The point of the jaw is very thin in order to access to small places.

■ **2. DIMENSIONS OF THE PULLER**

2 jaws



Ref.	A	B	a	b	C	D	Ton.	Weight
9300	60	40	40	54	1,5	4,5	0,5	0,2
9301	88	53	56	76	2,5	6	1	0,4

3 jaws



2 and/or 3 jaws.



Ref.	A	B	a	b	C	D	Ton.	Weight
9300T	85	100	40	54	2,5	6,0	0,5	0,4
9301T	85	100	56	76	2,5	6,0	1	0,7

3. USER MANUAL



1. Make sure that the spindle is perfectly clean and greased.
2. Check if the axis is dotted. If it is not, place a point protector.
3. Make sure that the jaws / extendors are perfectly centred.
4. Apply extraction force by turning the spindle. Never hit the spindle.
5. Do not keep the spindle too far out of the body.
6. Use all the necessary personal protective equipment (PPE)

DO NOT USE POWER TOOLS



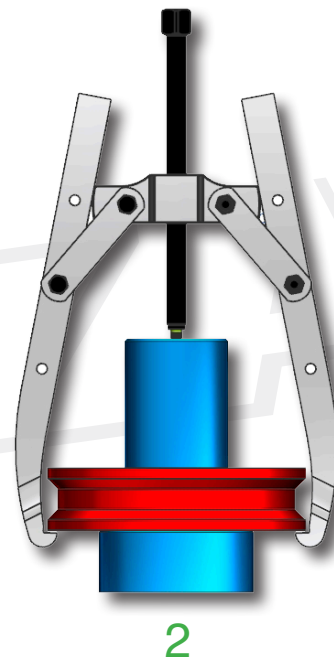
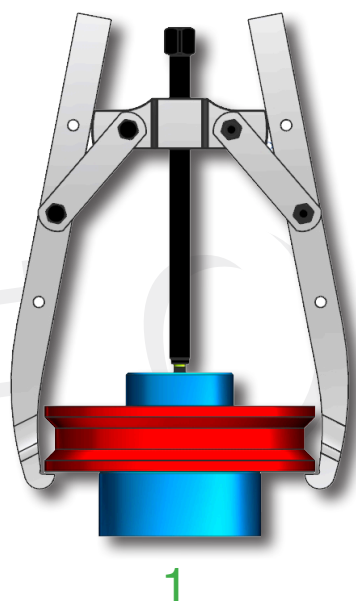
4. JAWS POSITION

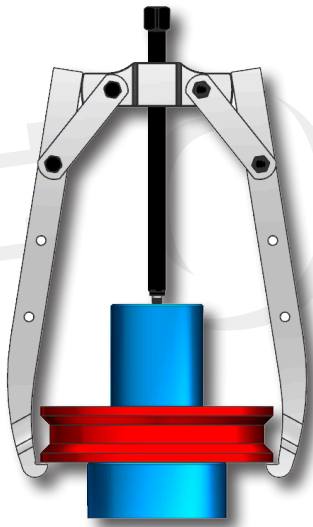
These series of pullers can carry normal jaws either (05) or long jaws (06).

The puller is stronger when the jaws are located in the lower holes. That position causes the jaws to bend less when making great forces. (Figure 1) However, if the spindle goes far above the body, it can be bent when pulling with the key. (figure 4).


This type of bending can produce the spindle seizure.

Choose carefully the jaws position.





3

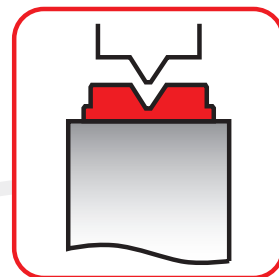



4

■ **5. POINT PROTECTOR**

Spindle with fixed point (all models)

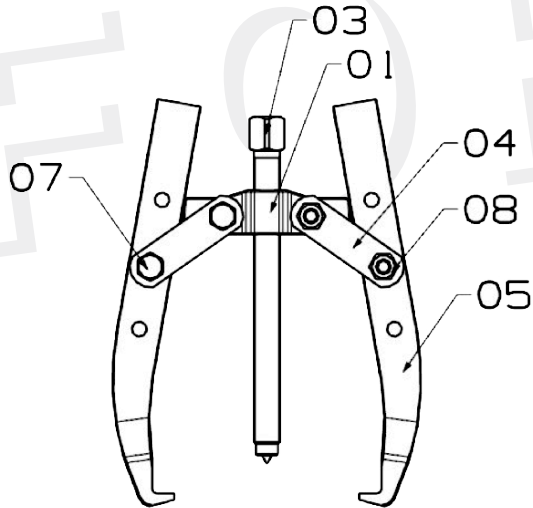
In the spindles with fixed point it is necessary to place a hardened point protector when the shaft is not dotted to protect the spindles of the pullers.



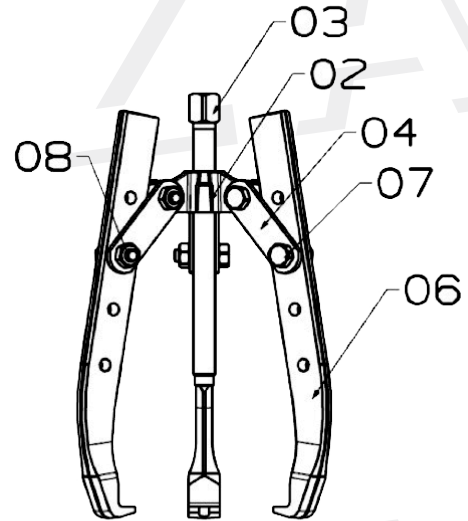
Protective point **OK**

6. EXPLODED VIEW

Body

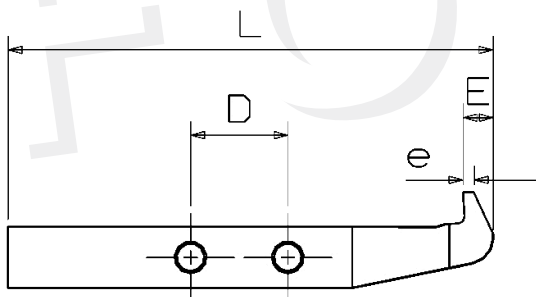


Exploded view 2 short jaws



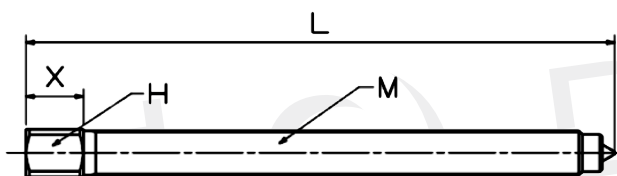
Exploded view 3 short jaws

Jaws



Ref. jaw	e	E	D	L
930005	2	4,5	16	72
930105	2,5	6	22	110

spindles



Spindle with fixed point. All the models

Ref. jaw	Thread	L	X	H	Point	Puller
130003	M8 x 1	90	12	9	Fix	9300 / 9300T
130103	M10 x 1	124	14	12	Fix	9301 / 9301T

■ 7. 9300K SET



Pullers that can be assembled:

Ref.	Jaws	A	B	a	b	C	D	Ton.	Weigth
9300	2	60	40	40	54	1,5	4,5	0,5	0,2
9301	2	88	53	56	76	2,5	6	1	0,4

Ref.	Jaws	A	B	a	b	C	D	Ton.	Weigth
9300T	3	85	100	40	54	2,5	6,0	0,5	0,4
9301T	3	85	100	56	76	2,5	6,0	1	0,7





S.L. de Herramientas Especiales Forza
C/ San Miguel de Atxa, 24
01010 Vitoria
www.forza.es

